

Gmail Android Mail

Creu cyfrif Outlook ar gyfer ap Gmail Android Mail

Mae apiau Android Mail yn wahanol ar ddyfeisiau gwahanol, ac efallai na fydd y cyfarwyddiadau hyn yn cyd-fynd yn union â'r opsiynau rydych yn eu gweld. Defnyddiwch y camau canlynol fel canllaw.

Mae'r Gwasanaethau TG yn argymhell defnyddio ap ffonau symudol *Outlook for Android* – o [Google Play Store](#).




1. Gosodwch yr ap *Gmail for Android* o [Google Play Store](#).



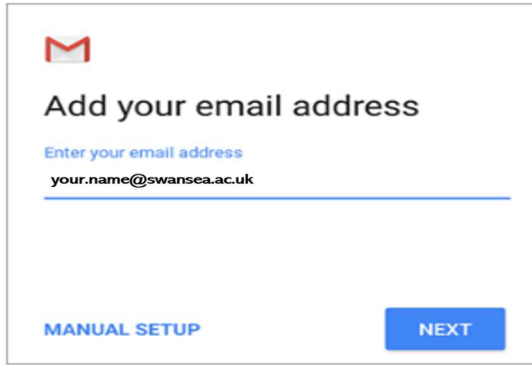
Sylwer: Os ydych eisoes wedi'i osod, gwnewch yn siŵr eich bod chi'n diweddarau'r ap Gmail i gael y fersiwn ddiweddaraf.


2. Agorwch ap *Gmail*.
3. Pwyswch yr eicon dewislen yn y gornel chwith uchaf, pwyswch **Settings**.
4. Pwyswch **Add account**.
5. Pwyswch **Exchange ac Office 365**.



6. Nodwch eich cyfeiriad e-bost Prifysgol llawn a phwyso *Next*.

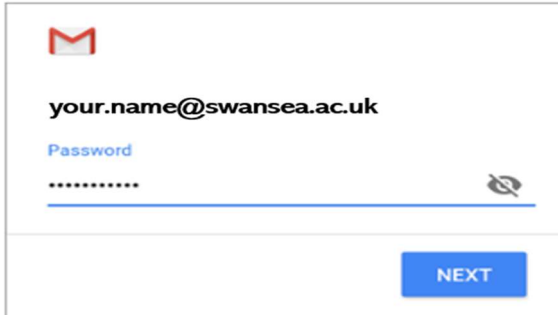
Gmail Android Mail





Add your email address
Enter your email address

[MANUAL SETUP](#) [NEXT](#)

7. Nodwch eich cyfrinair a phwysu **Next**.




your.name@swansea.ac.uk
Password

[NEXT](#)

8. Byddwch yn derbyn neges dilysu aml-factor, sy'n gwirio eich hunaniaeth, e.e. drwy nodi côd untro a geir drwy neges destun neu gymeradwyo cais ap *Microsoft Authenticator*.



@swansea.ac.uk

Approve sign in request

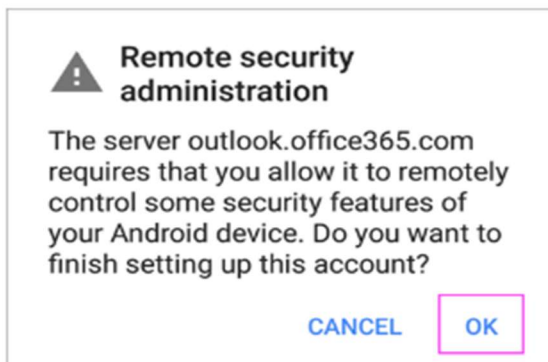
 We've sent a notification to your mobile device. Please open the Microsoft Authenticator app to respond.


Don't ask again for 30 days

Having trouble? [Sign in another way](#)

[More information](#)

9. Pwyswch **OK** pan gewch neges am weinyddu diogelwch o bell.



 **Remote security administration**
The server outlook.office365.com requires that you allow it to remotely control some security features of your Android device. Do you want to finish setting up this account?
[CANCEL](#) [OK](#)

Gmail Android Mail

10. Efallai y cewch negesi **Activate device administrator?** Pwyswch **Activate**.

Sylwer: Nid oes gennym bolisiâu actifadu dyfeisiau sy'n berthnasol i'r rhai isod ar hyn o bryd.

Activate device administrator?

 **Gmail**

 The server outlook.office365.com requires that you allow it to remotely control some security features of your Android device.

Activating this administrator will allow the app Gmail to perform the following operations:

- Erase all data**
Erase the phone's data without warning by performing a factory data reset.
- Set password rules**
Control the length and the characters allowed in screen-unlock passwords.
- Monitor screen-unlock attempts**
Monitor the number of incorrect passwords typed. when unlocking the screen, and lock the phone or erase all the phone's data if too many incorrect passwords are typed.
- Lock the screen**
Control how and when the screen locks.
- Set lock-screen password expiration**
Control how frequently the lock-screen password must be changed.
- Set storage encryption**
Require that stored app data be encrypted.
- Disable cameras**
Prevent use of all device cameras.
- Disable features in keyguard**
Prevent use of some features in keyguard.

CANCEL **ACTIVATE**

11. Nawr rydych yn barod i ddefnyddio ap *Gmail Android Mail*.