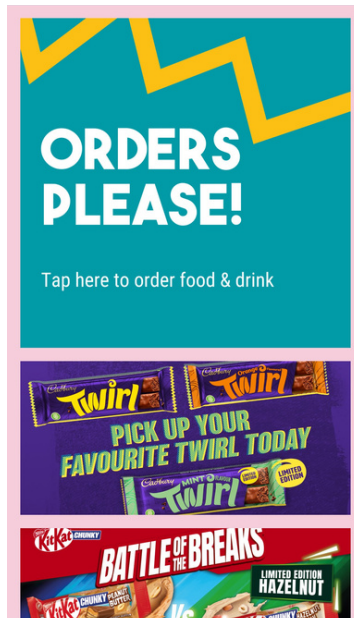


HOW TO USE YOUR E-WALLET ON THE UNIFOODHUB APP

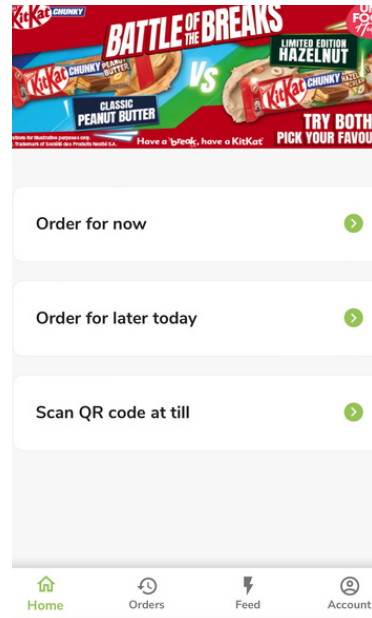
1

OPEN THE UNI FOOD HUB APP, TAP ORDER FOOD & DRINK



2

TAP SCAN QR CODE AT TILL



3


SELECT SCAN QR CODE AT TILL FOR THE CASHIER OR KIOSK TO USE FOR PAYMENT



HOW TO CHECK YOUR E-WALLET BALANCE ON THE UNIFOODHUB APP

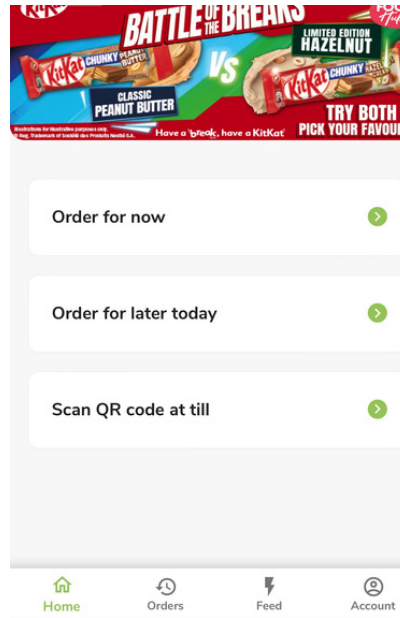
1

OPEN THE UNI FOOD HUB APP, TAP ORDER HUB APP, TAP ORDER FOOD & DRINK



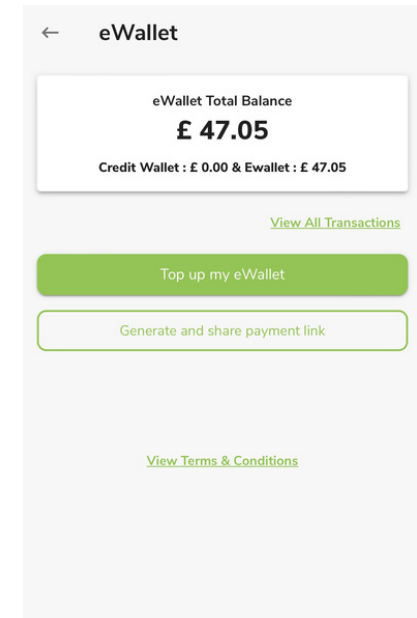
2

TAP ACCOUNT LOCATED TO THE BOTTOM RIGHT



3


VIEW YOUR E-WALLET TOTAL BALANCE, TOP UP YOUR E-WALLET, OR GENERATE / SHARE PAYMENT LINK IF NEEDED



HOW TO PAY WITH YOUR E-WALLET WHEN ORDERING VIA THE UNIFOODHUBAPP

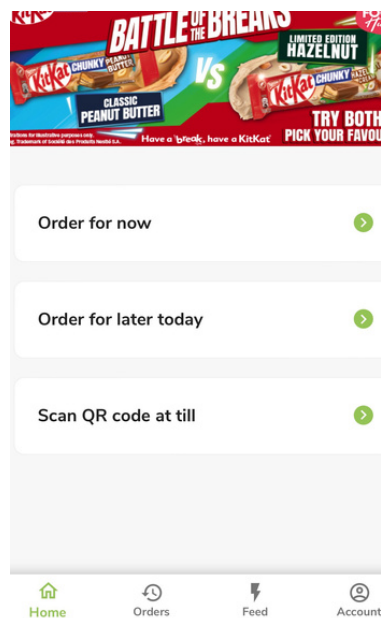
1

OPEN THE UNI FOOD HUB APP, TAP ORDER FOOD & DRINK



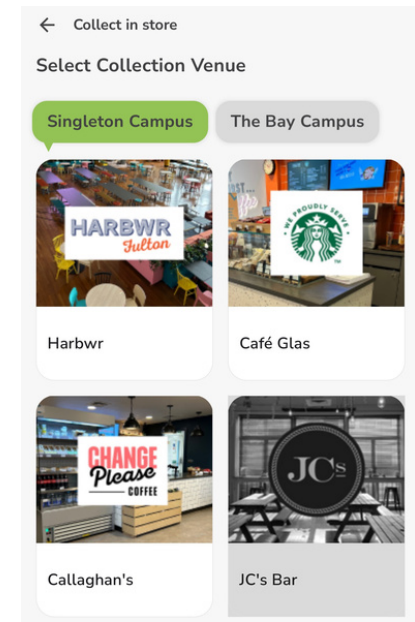
2

TAP ORDER FOR NOW OR ORDER FOR LATER TODAY



3

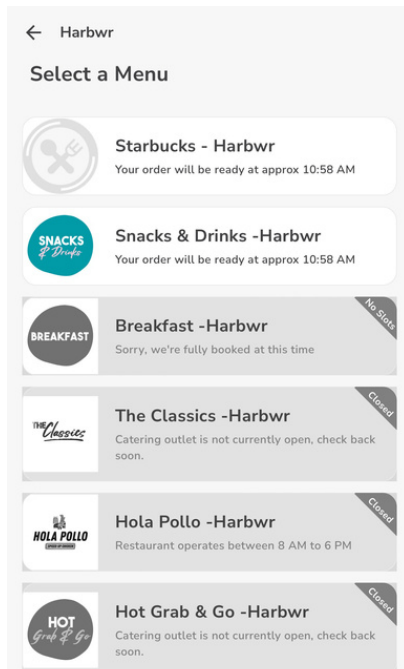
SELECT YOUR COLLECTION VENUE, E.G., HARBWR FULTON



HOW TO PAY WITH YOUR E-WALLET WHEN ORDERING VIA THE UNIFOODHUBAPP CONT.

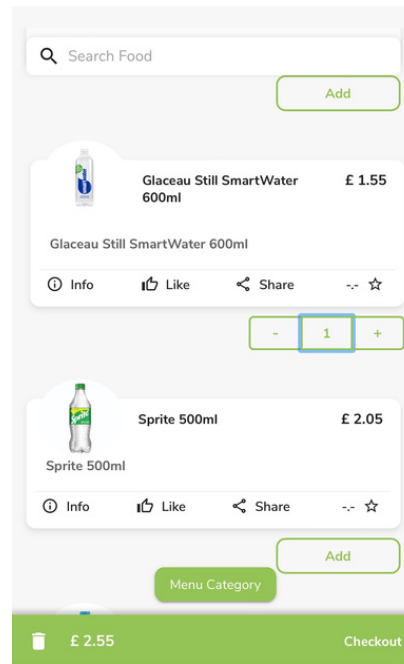
4

SELECT THE CATERING OUTLET, E.G., STARBUCKS HARBWR



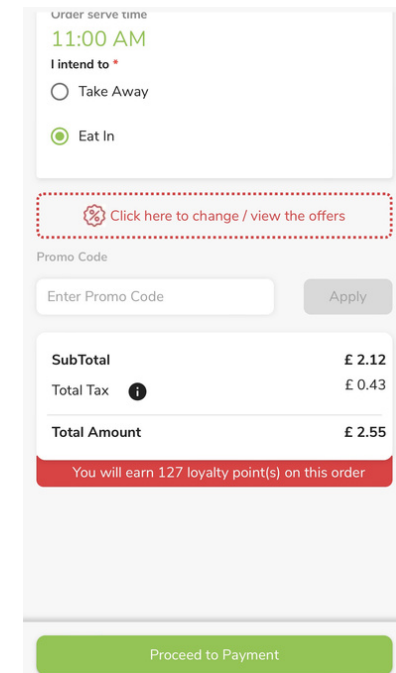
5

ADD FOOD / DRINK ITEMS TO BASKET AND TAP CHECKOUT



6

ONCE YOU HAVE SELECTED EAT IN OR TAKE AWAY, PROCEED TO PAYMENT



HOW TO PAY WITH YOUR E-WALLET WHEN ORDERING VIA THE UNIFOODHUBAPP CONT.

7

THEN YOU'RE DONE, ENJOY!

ENSURE WALLET BALANCE IS SELECTED AS FORM OF PAYMENT BEFORE PLACING YOUR ORDER


The screenshot shows the checkout interface of the Unifoodhub app. At the top right, there is a back arrow and a total amount of £ 2.55. Below this, a summary table lists: SubTotal (£ 2.12), Total Tax (£ 0.43), and Total Amount (£ 2.55). The payment method section shows 'Wallet Balance' selected with a green checkmark and a value of £ 47.05. Below it, 'Credit Wallet' is listed as £ 0.00 and 'Ewallet' as £ 47.05. Under 'Other Payment Methods', there are two unselected options: 'ApplePay/GooglePay' and 'Credit/Debit Card'. At the bottom, there is a checked checkbox for 'Save the payment information for future transactions' and a green 'Place Order' button.

←	Total: £ 2.55
SubTotal	£ 2.12
Total Tax ⓘ	£ 0.43
<hr/>	
Total Amount	£ 2.55
<hr/>	
<input checked="" type="checkbox"/> Wallet Balance	£ 47.05
Credit Wallet	: £ 0.00
Ewallet	: £ 47.05
<hr/>	
Other Payment Methods	
<input type="checkbox"/> ApplePay/GooglePay	
<input type="checkbox"/> Credit/Debit Card	
<hr/>	
<input checked="" type="checkbox"/> Save the payment information for future transactions	
<hr/>	
<input type="button" value="Place Order"/>	

HOW TO TOP UP YOUR E-WALLET BALANCE ON THE UNIFOODHUB APP

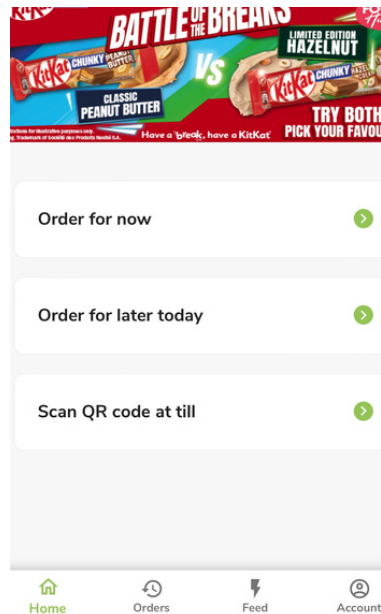
1

OPEN THE UNI FOOD HUB APP, TAP ORDER FOOD & DRINK



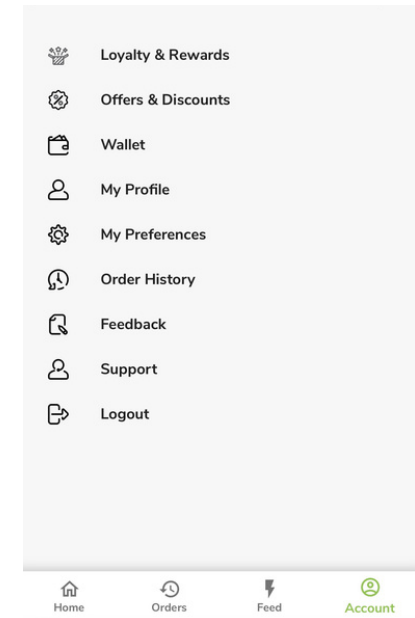
2

TAP ACCOUNT LOCATED TO THE BOTTOM RIGHT



3

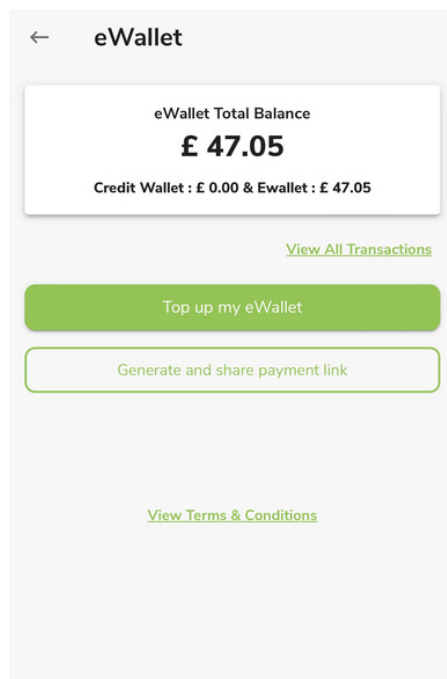
ON THE ACCOUNT SECTION OF THE APP SELECT 'WALLET'



HOW TO TOP UP YOUR E-WALLET BALANCE ON THE UNIFOODHUB APP CONT.

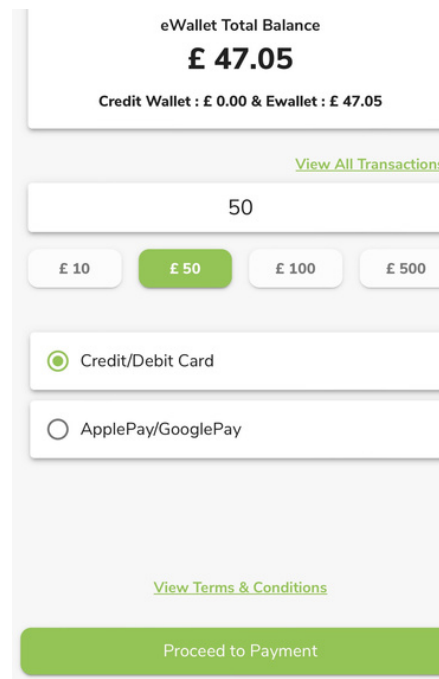
4

TO ADD MORE MONEY, TAP 'TOP UP MY E-WALLET'



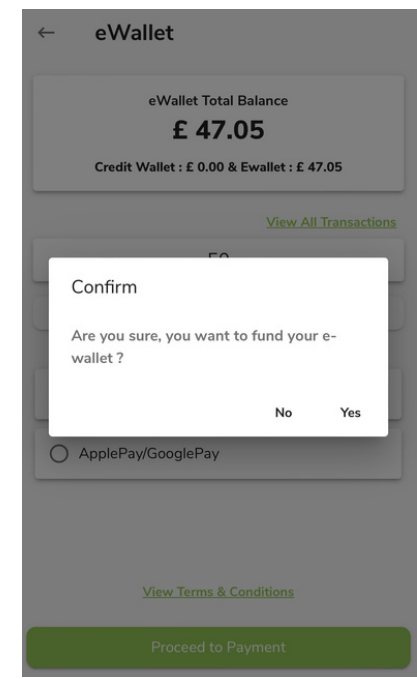
5

SELECT THE AMOUNT YOU WOULD LIKE TO ADD TO YOUR E-WALLET AND THEN PROCEED TO PAYMENT



6

SELECT YES TO CONFIRM THAT YOU WOULD LIKE TO TOP UP YOUR E-WALLET


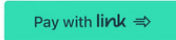


HOW TO TOP UP YOUR E-WALLET BALANCE ON THE UNIFOODHUB APP CONT.




SELECT METHOD OF PAYMENT AND ADD IN YOUR PAYMENT DETAILS


Food
£50.00


Email

Card information

1234 1234 1234 1234 

MM / YY CVC 

Cardholder name


Country or region
United Kingdom 


Postal code




HIT THE BLUE PAY BUTTON AND THEN YOU'RE DONE!

Card information

1234 1234 1234 1234 



MM / YY CVC 

Cardholder name

Country or region
United Kingdom 

Postal code

Securely save my information for 1-click checkout
Enter your phone number to create a Link account and pay faster on Compass Group UK & Ireland and everywhere Link is accepted.

 07400 123456 

[link](#) · [More info](#)

